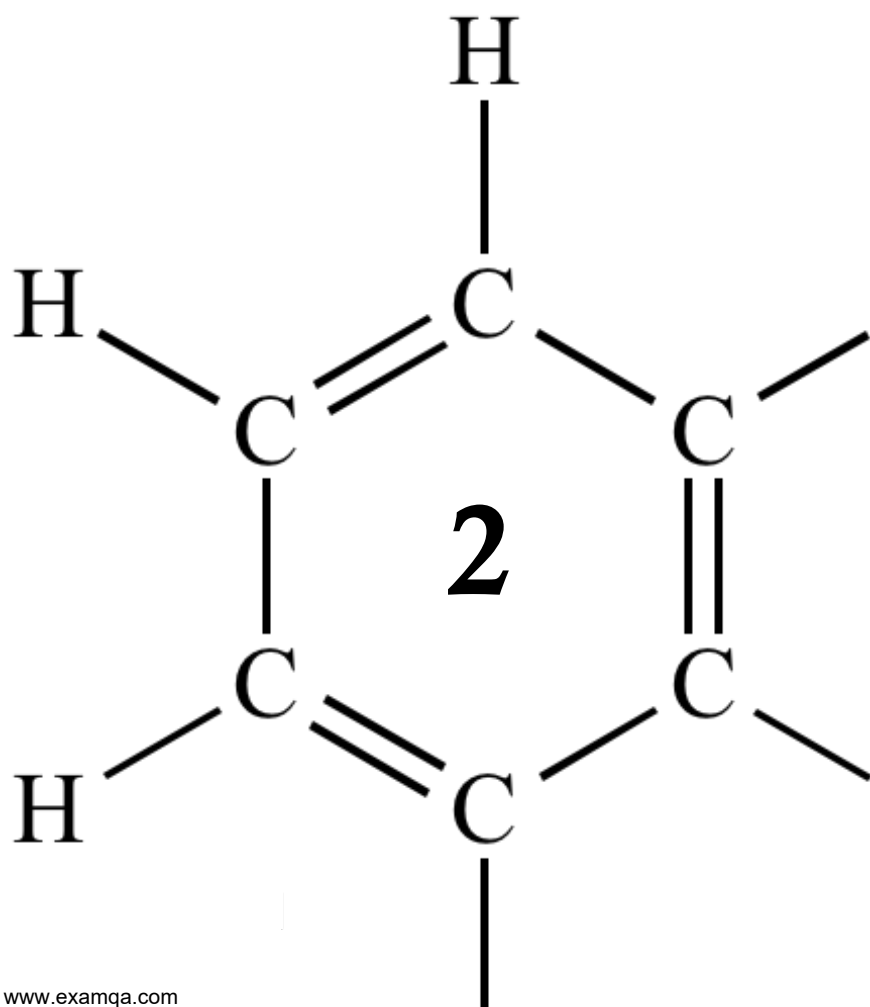


AQA A2 CHEMISTRY

# POLYMERS

ALKENES



**1**

The amide or peptide link is found in synthetic polyamides and also in naturally occurring proteins.

(a) (i) Draw the repeating unit of the polyamide formed by the reaction of propanedioic acid with hexane-1,6-diamine.

**(2)**

(ii) In terms of the intermolecular forces between the polymer chains, explain why polyamides can be made into fibres suitable for use in sewing and weaving, whereas polyalkenes usually produce fibres that are too weak for this purpose.

.....  
.....  
.....  
.....  
.....  
.....  
.....  
*(Extra space)* .....  
.....  
.....

**(3)**

(b) (i) Name and outline a mechanism for the reaction of  $\text{CH}_3\text{CH}_2\text{COCl}$  with  $\text{CH}_3\text{NH}_2$

Name of mechanism.....

Mechanism

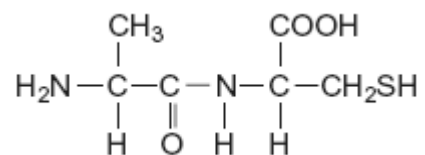
(5)

(ii) Give the name of the product containing an amide linkage that is formed in the reaction in part (b) (i).

.....

(1)

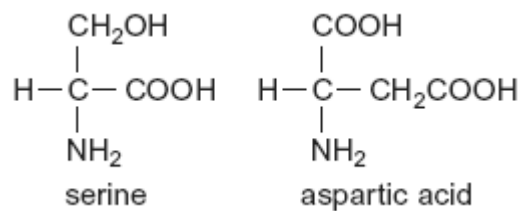
(c) The dipeptide shown below is formed from two different amino acids.



Draw the structure of the alternative dipeptide that could be formed by these two amino acids.

(1)

(d) The amino acids serine and aspartic acid are shown below.



(i) Give the IUPAC name of serine.

.....

(1)

(ii) Draw the structure of the species formed when aspartic acid reacts with aqueous sodium hydroxide.

(1)

(iii) Draw the structure of the species formed when serine reacts with dilute hydrochloric acid.

(1)

(iv) Draw the structure of the species formed when serine reacts with an excess of bromomethane.

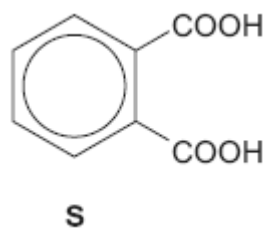
(1)  
(Total 16 marks)

2

Items softened with plasticisers have become an essential part of our modern society.

Compound **S**, shown below, is commonly known as phthalic acid.

Esters of phthalic acid are called phthalates and are used as plasticisers to soften polymers such as PVC, poly(chloroethene).



(a) Give the IUPAC name for phthalic acid.

.....

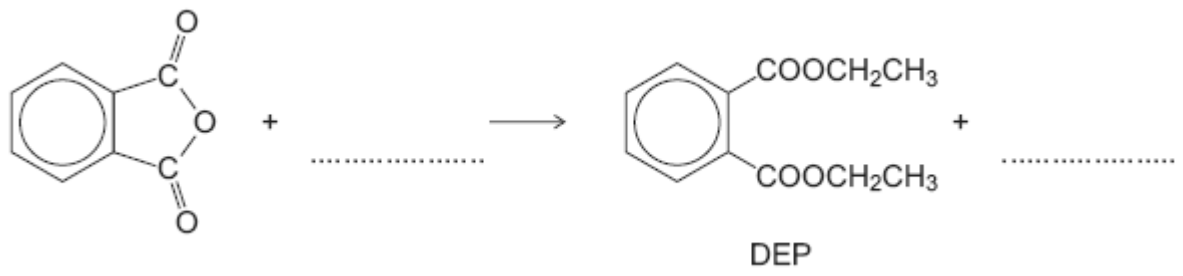
(1)

(b) Draw the displayed formula of the repeating unit of poly(chloroethene).

(1)

(c) The ester diethyl phthalate (DEP) is used in food packaging and in cosmetics.

(i) Complete the following equation showing the formation of DEP from phthalic anhydride.



(2)

(ii) Deduce the number of peaks in the <sup>13</sup>C n.m.r. spectrum of DEP.

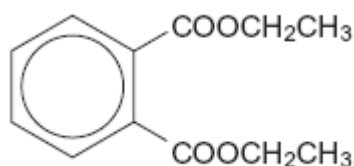
.....

(1)

- (iii) One of the peaks in the  $^{13}\text{C}$  n.m.r. spectrum of DEP is at  $\delta = 62$  ppm.

**Table 3** on the Data Sheet can be used to identify a type of carbon atom responsible for this peak.

Draw a circle around **one** carbon atom of this type in the structure below.



(1)

- (d) The mass spectrum of DEP includes major peaks at  $m/z = 222$  (the molecular ion) and at  $m/z = 177$

Write an equation to show the fragmentation of the molecular ion to form the fragment that causes the peak at  $m/z = 177$

.....

(2)

- (e) Because of their many uses, phthalates have been tested for possible adverse effects to humans and to the environment.

An organisation that represents the manufacturers of plasticisers asserts that experimental evidence and research findings show that phthalates do not pose a risk to human health because they biodegrade in a short time scale.

According to the organization's research, phthalates do not represent a risk for humans or for the environment and they are biodegradable.

- (i) Hydrolysis of DEP in an excess of water was found to follow first order kinetics.

Write a rate equation for this hydrolysis reaction using DEP to represent the ester.

.....

(1)

- (ii) Suggest what needs to be done so that the public could feel confident that the research discussed above is reliable.

.....

.....

.....

.....

.....

.....

*(Extra space)* .....

.....

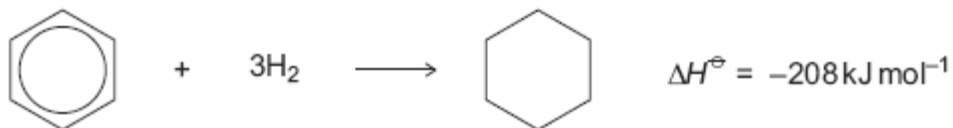
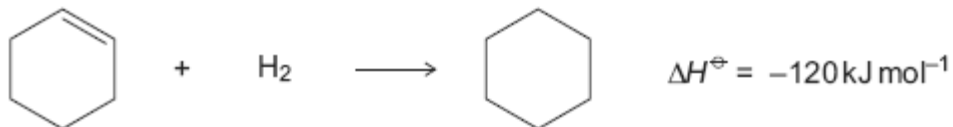
.....

**(2)**  
**(Total 11 marks)**

3

The hydrocarbons benzene and cyclohexene are both unsaturated compounds. Benzene normally undergoes substitution reactions, but cyclohexene normally undergoes addition reactions.

- (a) The molecule cyclohexatriene does not exist and is described as hypothetical. Use the following data to state and explain the stability of benzene compared with the hypothetical cyclohexatriene.

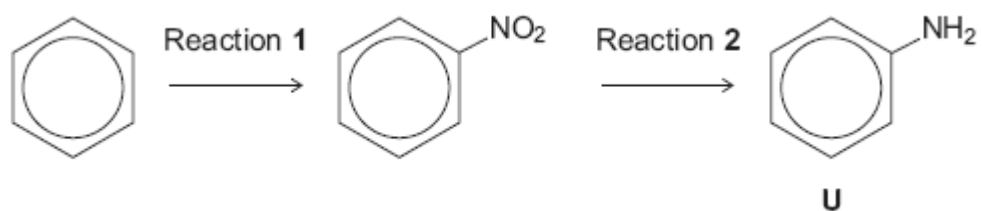


.....  
.....  
.....  
.....  
.....  
.....  
.....  
.....  
.....  
.....  
*(Extra space)* .....

(4)



(b) Benzene can be converted into amine **U** by the two-step synthesis shown below.



The mechanism of Reaction 1 involves attack by an electrophile.

Give the reagents used to produce the electrophile needed in Reaction 1.

Write an equation showing the formation of this electrophile.

Outline a mechanism for the reaction of this electrophile with benzene.

.....

.....

.....

.....

.....

.....

.....

.....

.....

.....

*(Extra space)* .....

.....

.....

.....

.....

.....

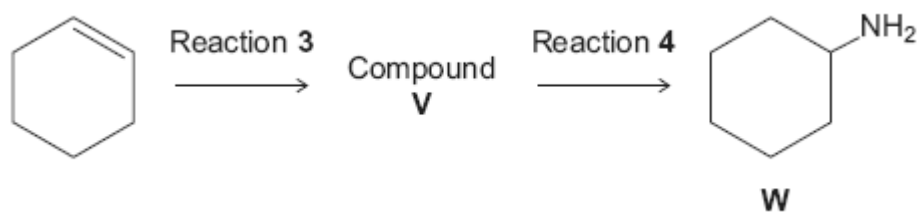
.....

.....

.....

(6)

(c) Cyclohexene can be converted into amine **W** by the two-step synthesis shown below.



Suggest an identity for compound **V**.

For Reaction **3**, give the reagent used and name the mechanism.

For Reaction **4**, give the reagent and condition used and name the mechanism.

Equations and mechanisms with curly arrows are **not** required.

.....  
.....  
.....  
.....  
.....  
.....  
.....  
.....

(Extra space) .....  
.....  
.....  
.....  
.....  
.....

(6)

(d) Explain why amine **U** is a weaker base than amine **W**.

.....  
.....  
.....  
.....  
.....

(Extra space) .....  
.....  
.....

(3)  
(Total 19 marks)

4

(a) Name compound **Y**, HOCH<sub>2</sub>CH<sub>2</sub>COOH

.....

(1)

(b) Under suitable conditions, molecules of **Y** can react with each other to form a polymer.

(i) Draw a section of the polymer showing **two** repeating units.

(1)

(ii) Name the type of polymerisation involved.

.....

(1)

(c) When **Y** is heated, an elimination reaction occurs in which one molecule of **Y** loses one molecule of water. The organic product formed by this reaction has an absorption at  $1637\text{ cm}^{-1}$  in its infrared spectrum.

(i) Identify the bond that causes the absorption at  $1637\text{ cm}^{-1}$  in its infrared spectrum.

.....

**(1)**

(ii) Write the displayed formula for the organic product of this elimination reaction.

**(1)**

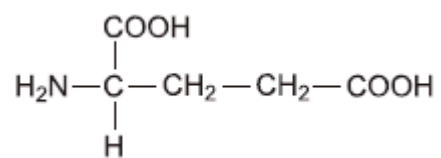
(iii) The organic product from part (ii) can also be polymerised.  
Draw the repeating unit of the polymer formed from this organic product.

**(1)**

(d) At room temperature, 2-aminobutanoic acid exists as a solid.  
Draw the structure of the species present in the solid form.

**(1)**

(e) The amino acid, glutamic acid, is shown below.



Draw the structure of the organic species formed when glutamic acid reacts with each of the following.

(i) an excess of sodium hydroxide

(1)

(ii) an excess of methanol in the presence of concentrated sulfuric acid

(1)

(iii) ethanoyl chloride

(1)

- (f) A tripeptide was heated with hydrochloric acid and a mixture of amino acids was formed. This mixture was separated by column chromatography. Outline briefly why chromatography is able to separate a mixture of compounds. Practical details are **not** required.

.....

.....

.....

.....

.....

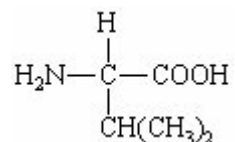
.....

(3)  
(Total 13 marks)

**5** Fibres are made from natural and from synthetic polymers. Both types of polymer have advantages and disadvantages.

- (a) Amino acids are the building blocks of naturally-occurring polymers called proteins.

Consider the following amino acid.



- (i) Draw the structure of the amino acid species present in a solution at pH 12.
- (ii) Use your understanding of amino acid chemistry to deduce the structure of the dipeptide formed from two molecules of this amino acid and illustrate your answer with a sketch showing the structure of the dipeptide.

- (iii) Protein chains are often arranged in the shape of a helix. Name the type of interaction that is responsible for holding the protein chain in this shape.

.....

**(3)**

- (b) Alkenes are the building blocks of synthetic addition polymers.

Consider the hydrocarbon **G**,  $(\text{CH}_3)_2\text{C}=\text{CHCH}_3$ , which can be polymerised.

- (i) Draw the repeating unit of the polymer.

- (ii) Draw the structure of an isomer of **G** which shows *E-Z* isomerism.

- (iii) Draw the structure of an isomer of **G** which does not react with bromine water.

**(3)**

- (c) Draw the repeating unit of the polymer formed by the reaction between butanedioic acid and hexane-1,6-diamine.

**(2)**

- (d) Two plastic objects were manufactured, one from the polyalkene represented by the repeating unit in part (b)(i) and the other from the polyamide represented by the repeating unit in part (c).

After use it was suggested that both objects be disposed of as landfill.

- (i) Describe an experiment in which you could compare the biodegradability of these two objects.

.....  
.....  
.....  
.....  
.....  
.....  
.....  
.....

**(3)**

- (ii) Describe an advantage or a disadvantage of a different method of disposal of such objects compared with landfill.

.....  
.....  
.....  
.....  
.....  
.....

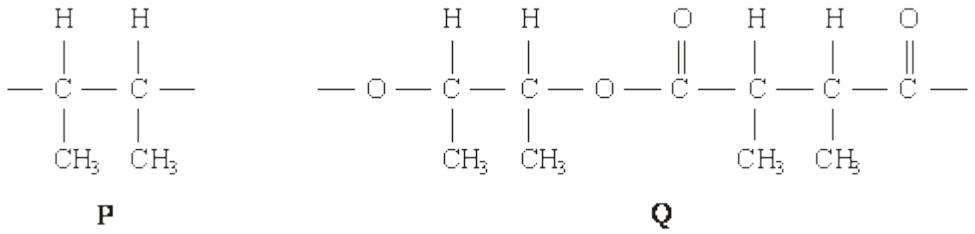
**(3)**

**(Total 14 marks)**



6

(a) The repeating units of two polymers, **P** and **Q**, are shown below.



(i) Draw the structure of the monomer used to form polymer **P**. Name the type of polymerisation involved.

*Structure of monomer*

*Type of polymerisation* .....

(ii) Draw the structures of **two** compounds which react together to form polymer **Q**. Name these **two** compounds and name the type of polymerisation involved.

*Structure of compound 1*

*Name of compound 1* .....

*Structure of compound 2*

*Name of compound 2* .....

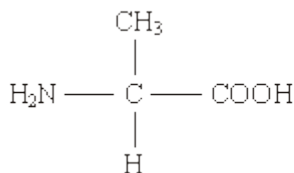
*Type of polymerisation* .....

(iii) Identify a compound which, in aqueous solution, will break down polymer **Q** but not polymer **P**.

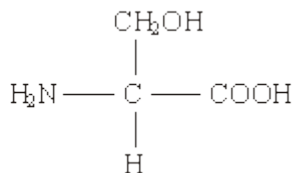
.....

(8)

- (b) Draw the structures of the **two** dipeptides which can form when one of the amino acids shown below reacts with the other.



Structure 1



Structure 2

(2)

- (c) Propylamine,  $\text{CH}_3\text{CH}_2\text{CH}_2\text{NH}_2$ , can be formed either by nucleophilic substitution or by reduction.

- (i) Draw the structure of a compound which can undergo nucleophilic substitution to form propylamine.

- (ii) Draw the structure of the nitrile which can be reduced to form propylamine.

- (iii) State and explain which of the two routes to propylamine, by nucleophilic substitution or by reduction, gives the less pure product. Draw the structure of a compound formed as an impurity.

*Route giving the less pure product* .....

*Explanation* .....

.....

*Structure of an impurity*

(5)  
(Total 15 marks)